

# Term 1 (22-23) Copy of Mid - Theory of Structures

لطلبة الفرقة الاولى مدنى - CIV 111 - (نظرية الانشاءات 1)

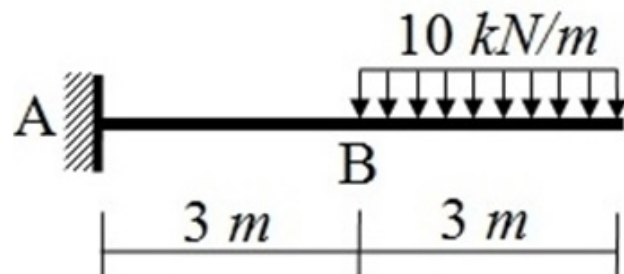
لطلبة المستويات - CIV 201 - (نظرية الانشاءات 1)

\* Required

\* This form will record your name, please fill your name.

1

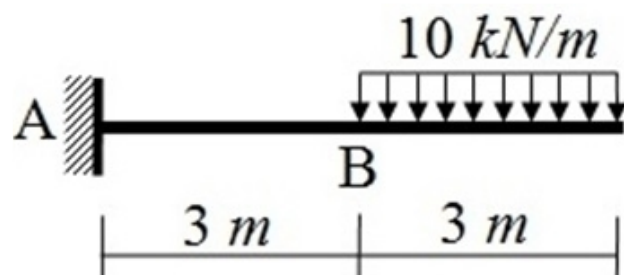
The vertical reaction at the fixed support is \* (1 Point)



30 kN Upward

2

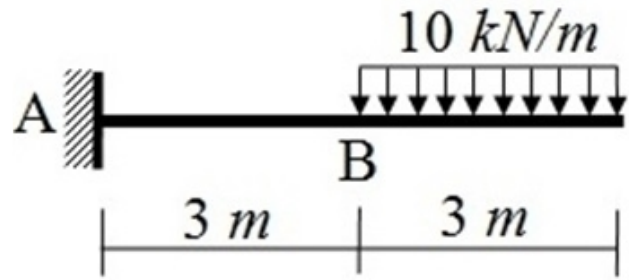
The moment reaction at the fixed support is \* (1 Point)



135 kN.m Anticlockwise

3

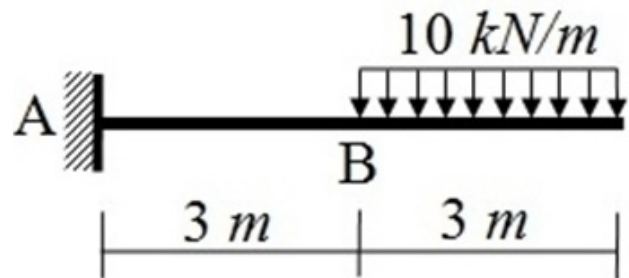
The normal force at B is \*  
(1 Point)



Zero

4

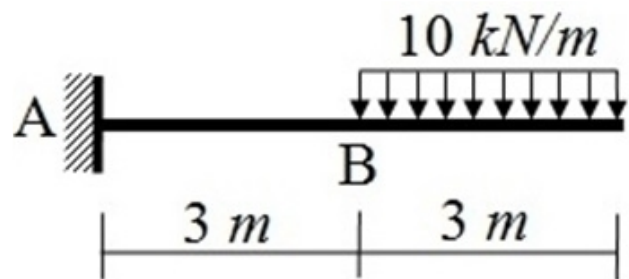
The shear force at A is \*  
(1 Point)



30 kN

5

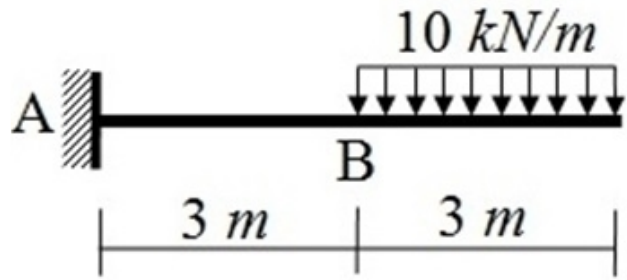
The shear force at B is \*  
(1 Point)



30 kN

6

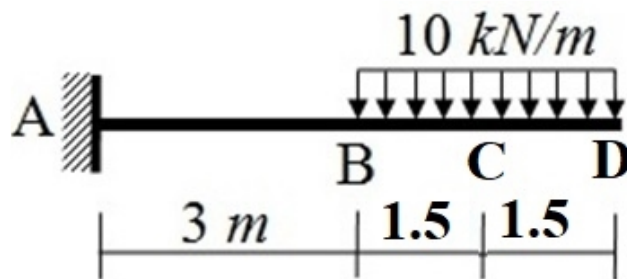
The bending moment at B is  
\* (1 Point)



-45 kN.m

7

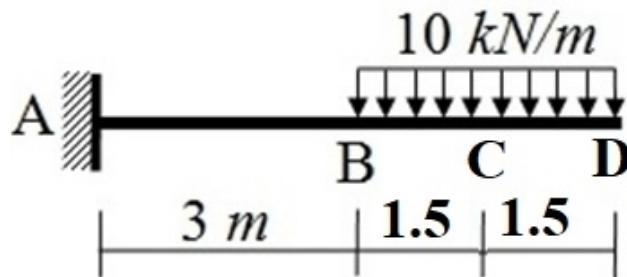
The shear force at C is \*  
(1 Point)



15 kN

8

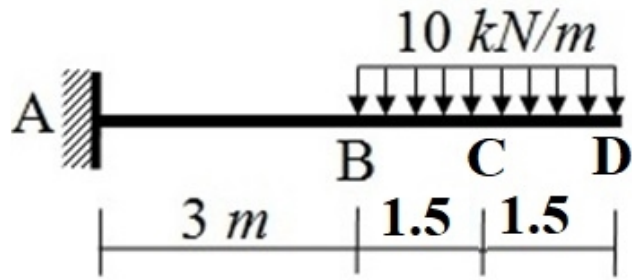
The shear force at D is \*  
(1 Point)



Zero

9

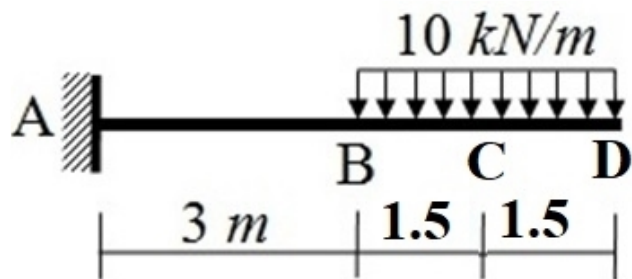
The bending moment at C is  
\* (1 Point)



-11.25 kN.m

10

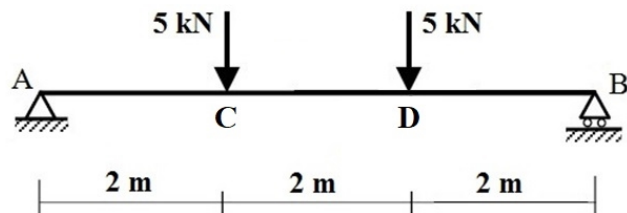
The bending moment at D is  
\* (1 Point)



Zero

11

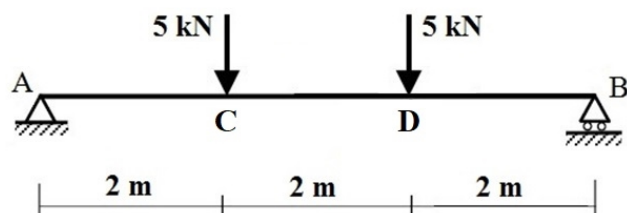
The horizontal reaction at the roller support is:  
\* (1 Point)



There is no horizontal reaction at roller support

12

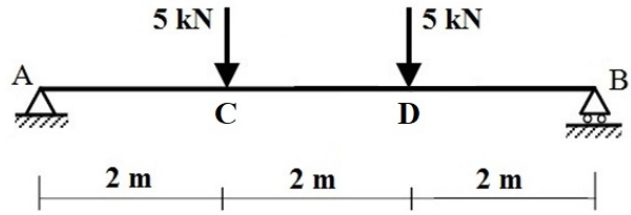
The vertical reaction at the hinged support is:  
\* (1 Point)



5 kN Upward

13

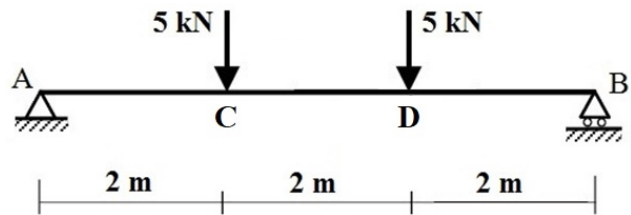
The normal force at D is: \*  
(1 Point)



Zero

14

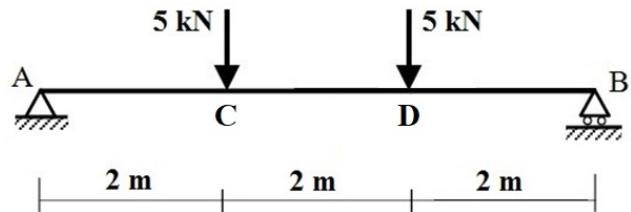
The shear force at A is: \*  
(1 Point)



5 kN

15

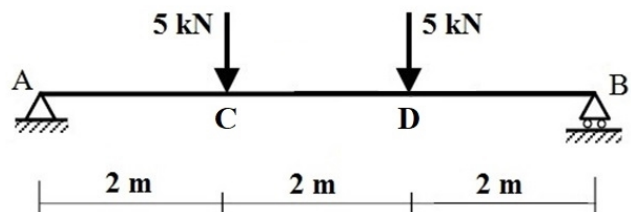
The bending moment at C is: \*  
(1 Point)



10 kN.m

16

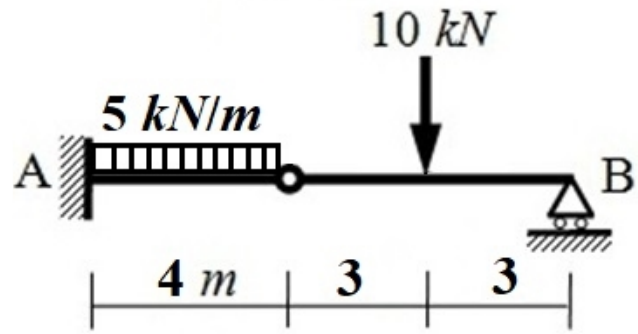
The bending moment at D is: \*  
(1 Point)



10 kN.m

17

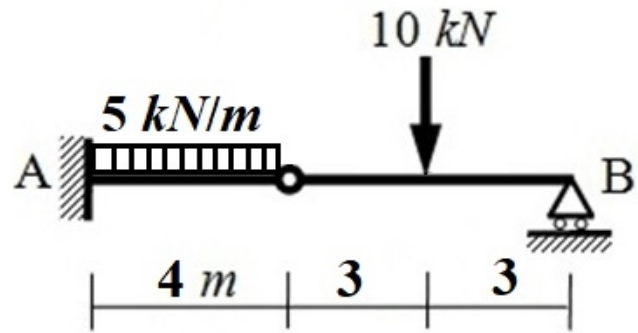
The vertical reaction at the roller support is: \* (1 Point)



5 kN Upward

18

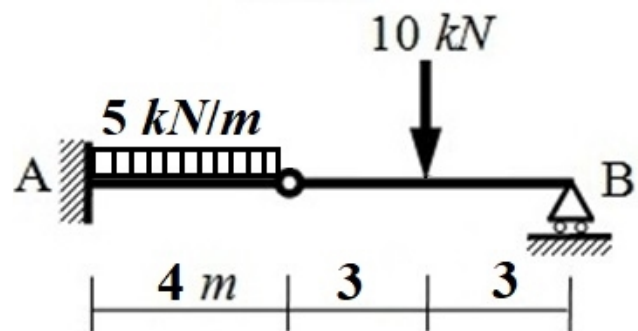
The vertical reaction at the fixed support is: \* (1 Point)



25 kN Upward

19

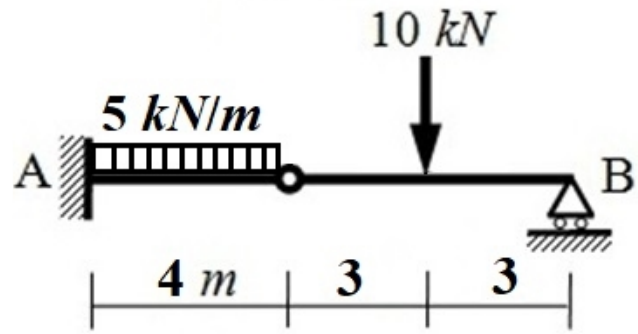
The shear force at A is: \* (1 Point)



25 kN

20

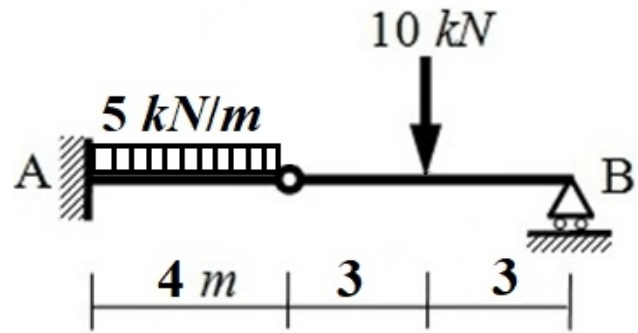
The shear force at B is: \*  
(1 Point)



-5 kN

21

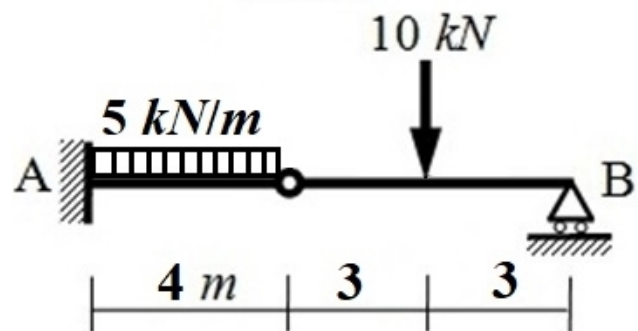
The moment reaction at the fixed support is: \* (1 Point)



60 kN.m Anticlockwise

22

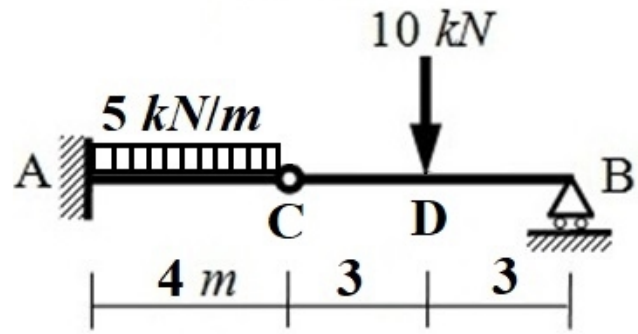
The bending moment at A is:  
\* (1 Point)



-60 kN.m

23

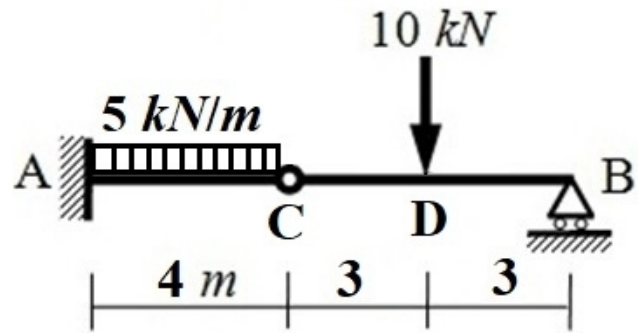
The shear force at C is: \*  
(1 Point)



5 kN

24

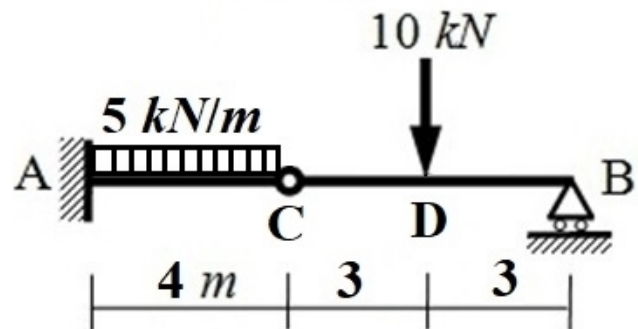
The shear force at just left of D is: \* (1 Point)



5 kN

25

The bending moment at C is:  
\* (1 Point)

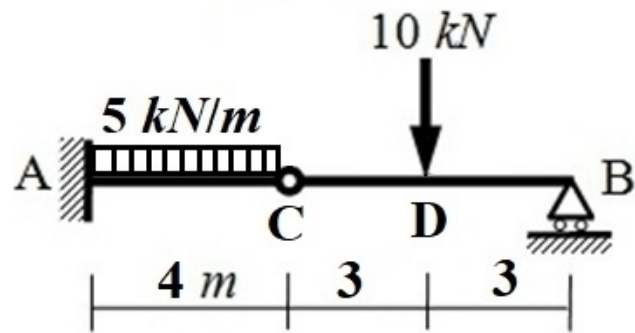


Zero



26

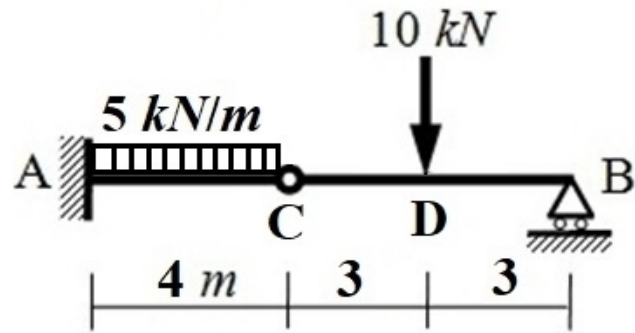
The shear force just at the left of D is: \* (1 Point)



5 kN

27

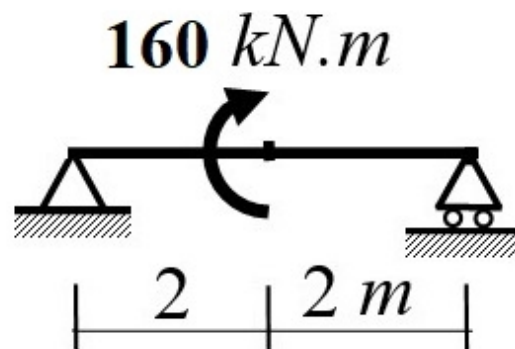
The shear force just at the right of D is: \* (1 Point)



-5 kN

28

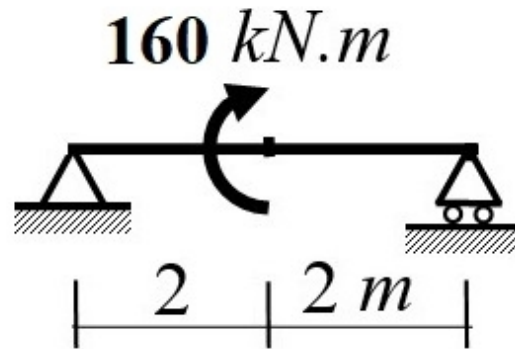
The vertical reaction at the hinged support is: \* (1 Point)



40 kN Downward

29

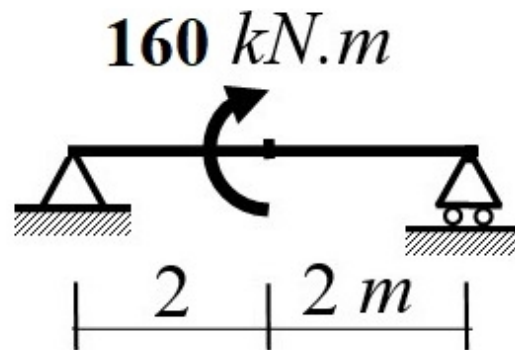
The shear force at the middle of the beam is: \*  
(1 Point)



-40 kN

30

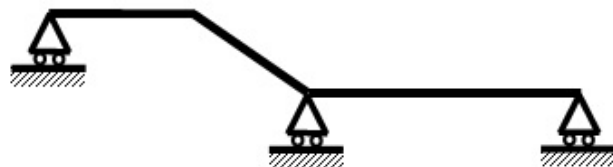
The vertical reaction at the roller support is: \* (1 Point)



40 kN Upward

31

The shown structure is: \*  
(1 Point)



Unstable

32

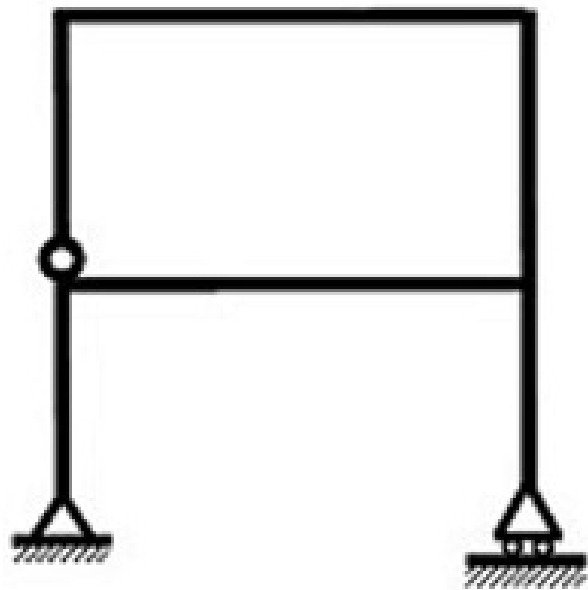
The shown structure is: \*  
(1 Point)



Unstable

33

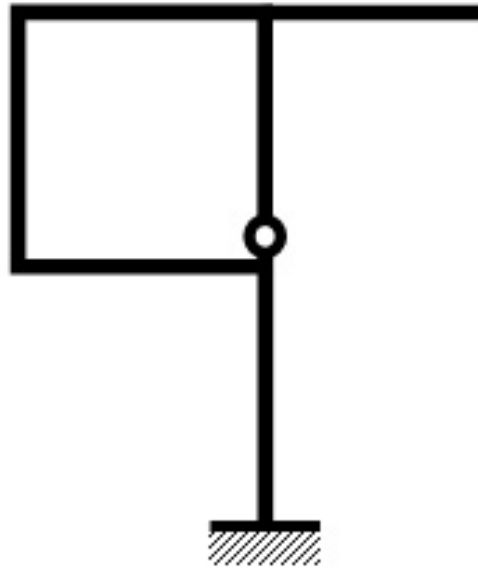
The shown structure is: \*  
(1 Point)



Statically Indeterminate to the second degree

34

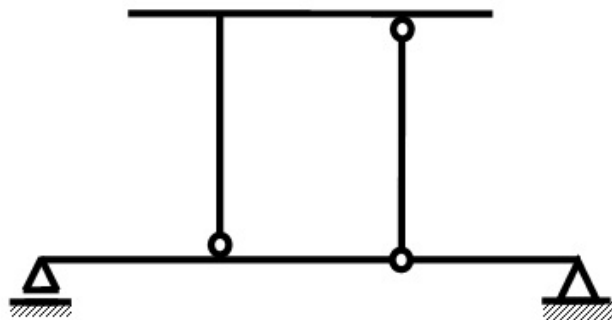
The shown structure is: \* (1 Point)



- Statically Indeterminate to the second degree

35

The shown structure is: \* (1 Point)



- Unstable

36

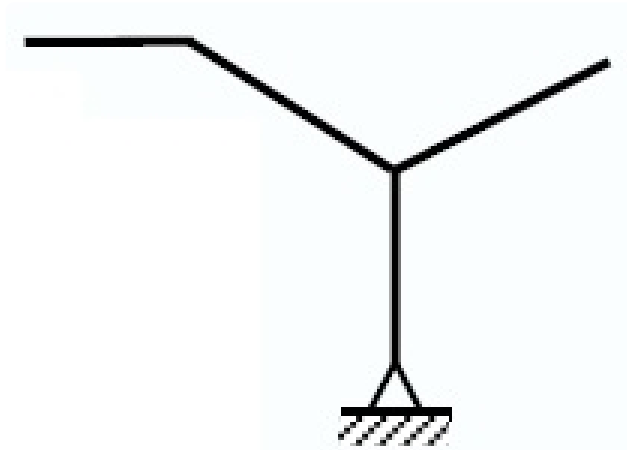
The shown structure is: \* (1 Point)



- Stable and Statically Determinate

37

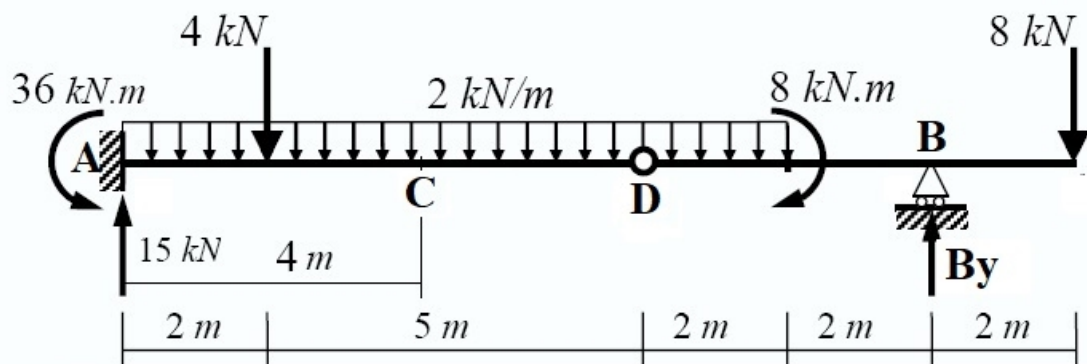
The shown structure is: \*  
(1 Point)



Unstable

38

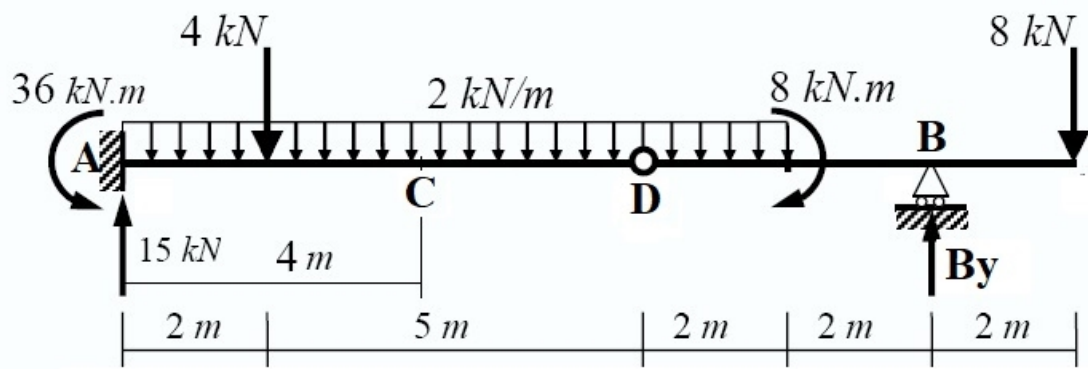
The shear force at C is: \* (1 Point)



3 kN

39

The bending moment at C is: \* (1 Point)



zero

40

اكتب اثبات الحضور \* (1 Point)

41

\* (اكتب اسمك رباعي (مثال: محمد احمد محمود عبدالله

\* ( اكتب كودك بالارقام ) مثال: 20210008

---

This content is neither created nor endorsed by Microsoft. The data you submit will be sent to the form owner.

 Microsoft Forms