

Term 1 (22-23) Mid - Theory of Structures (1)

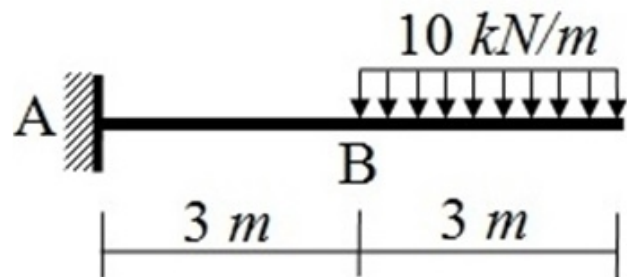
لطلبة الفرقة الاولى مدنى - CIV 111 - (نظرية الانشاءات 1)
لطلبة المستويات - CIV 201 - (نظرية الانشاءات 1)

* Required

* This form will record your name, please fill your name.

1

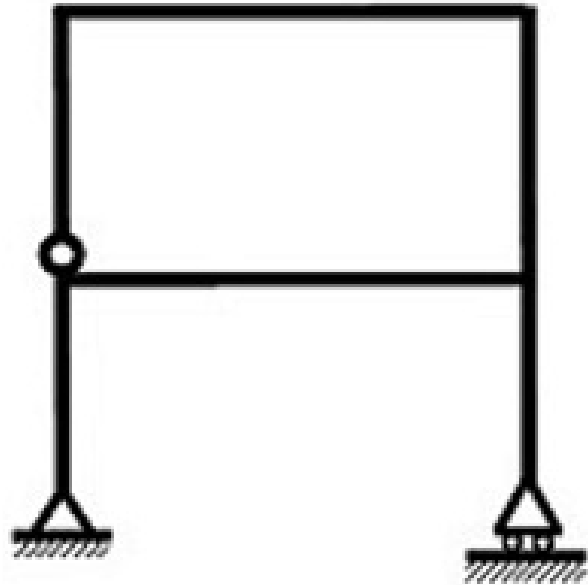
The vertical reaction at the fixed support is * (1 Point)



- 30 kN Upward
- 45 kN Upward
- 30 kN Downward
- 30 N Upward
- 60 kN Upward

2

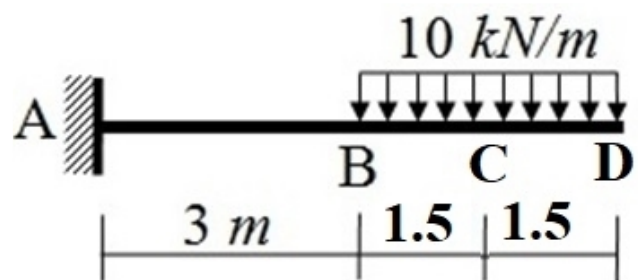
The shown structure is: *
(1 Point)



- Statically Determinate
- Unstable
- Statically Indeterminate to the first degree
- Statically Indeterminate to the six degree
- Statically Indeterminate to the second degree

3

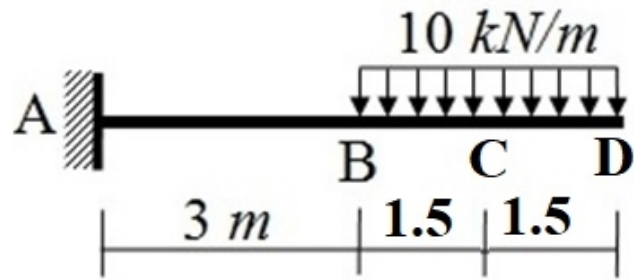
The shear force at D is *
(1 Point)



- 1.5 kN
- Zero
- 10 kN
- 5 kN
- 5 kN

4

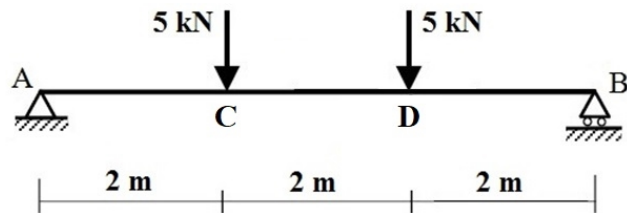
The shear force at C is *
(1 Point)



- 1.5 kN
- 30 kN
- 5 kN
- 15 kN
- 5 kN

5

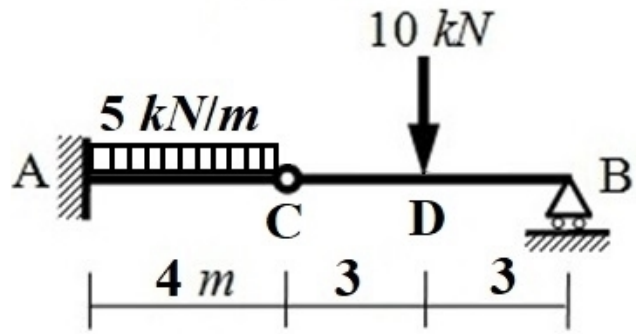
The horizontal reaction at the roller support is: *
(1 Point)



- 5 kN To the right
- Zero
- There is no horizontal reaction at roller support
- 10 kN To the right
- 5 kN To the left

6

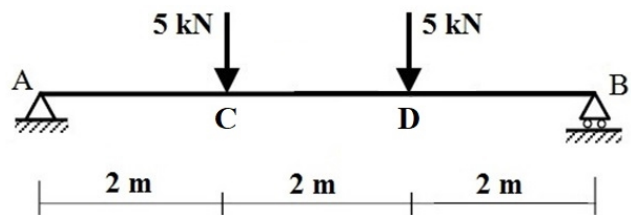
The shear force just at the left of D is: * (1 Point)



- 10 kN
- zero
- 30 kN
- 20 kN
- 5 kN

7

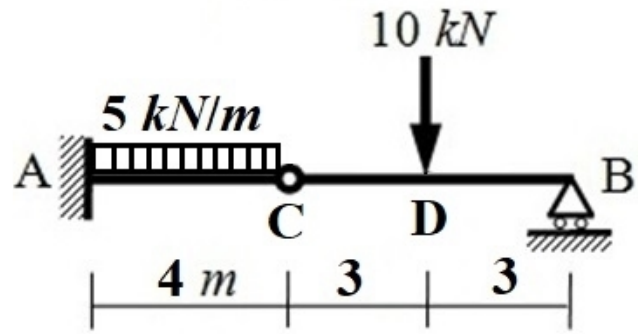
The shear force at A is: * (1 Point)



- Zero
- 5 kN
- 5 kN
- 10 kN
- 10 kN

8

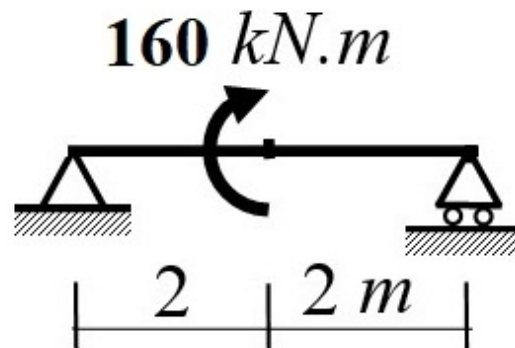
The shear force at just left of D is: * (1 Point)



- 20 kN
- zero
- 10 kN
- 5 kN
- 30 kN

9

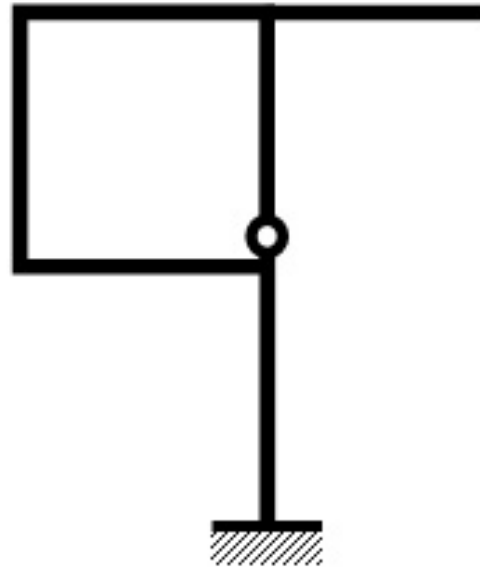
The shear force at the middle of the beam is: * (1 Point)



- Zero
- 40 kN
- 160 kN
- 80 kN
- 40 kN

10

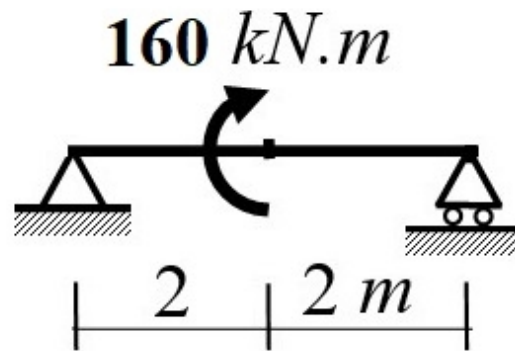
The shown structure is: * (1 Point)



- Statically Determinate
- Statically Indeterminate to the first degree
- Unstable
- Statically Indeterminate to the second degree
- Statically Indeterminate to the six degree

11

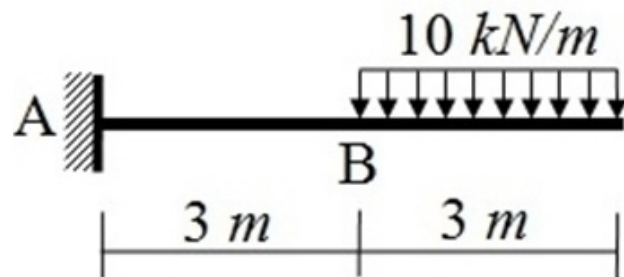
The vertical reaction at the roller support is: * (1 Point)



- 40 kN Downward
- 40 kN Upward
- 80 kN Upward
- 80 kN Upward
- Zero

12

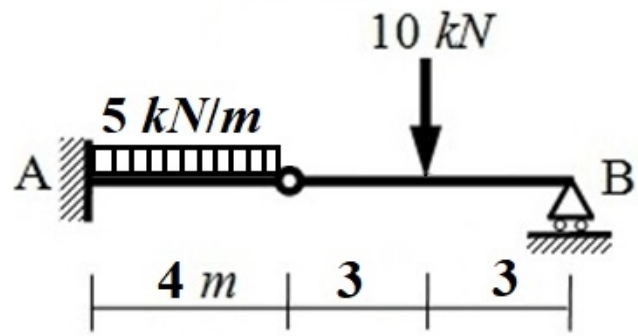
The shear force at B is * (1 Point)



- 45 kN
- 10 kN
- 30 kN
- 10 kN
- 135 kN.m

13

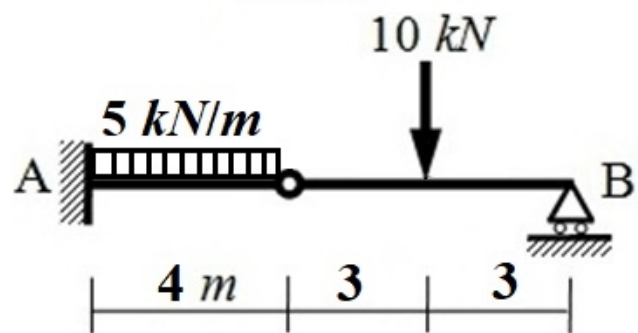
The moment reaction at the fixed support is: * (1 Point)



- 40 kN.m Clockwise
- 10 kN.m Anticlockwise
- 60 kN.m Anticlockwise
- 40 kN.m Anticlockwise
- 35 kN.m Anticlockwise

14

The shear force at A is: * (1 Point)



- 25 kN
- zero
- 20 kN
- 30 kN
- 50 kN

15

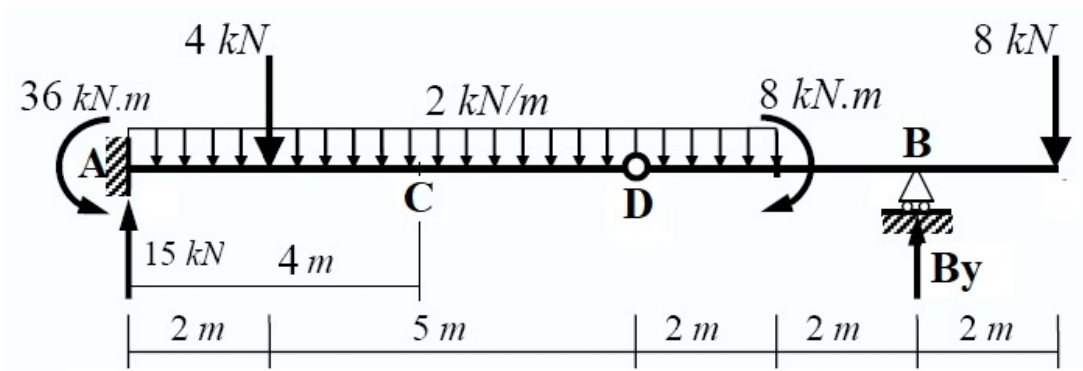
The shown structure is: *
(1 Point)



- Statically Indeterminate to the first degree
- Unstable
- Statically Determinate
- Statically Indeterminate to the third degree
- Stable

16

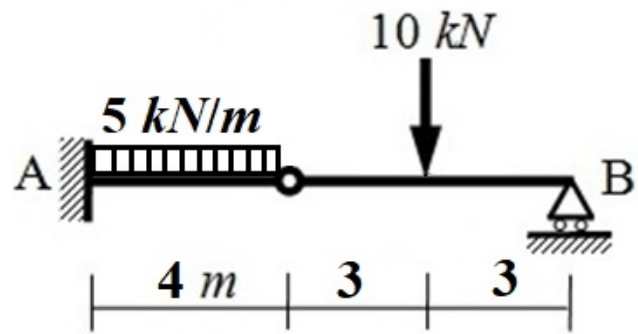
The bending moment at C is: * (1 Point)



- 2.25 kN.m
- 24 kN.m
- zero
- 60 kN.m
- 2.25 kN.m

17

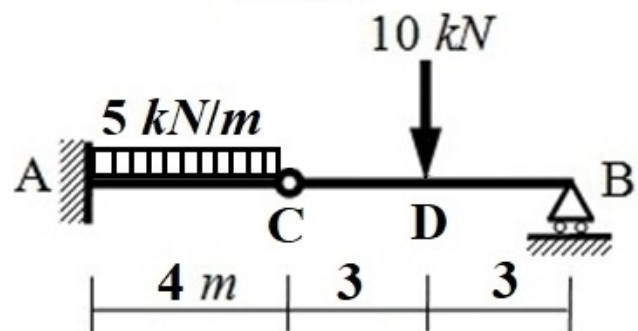
The vertical reaction at the fixed support is: * (1 Point)



- 10 kN Upward
- 25 kN Upward
- 30 kN Upward
- zero
- 5 kN Upward

18

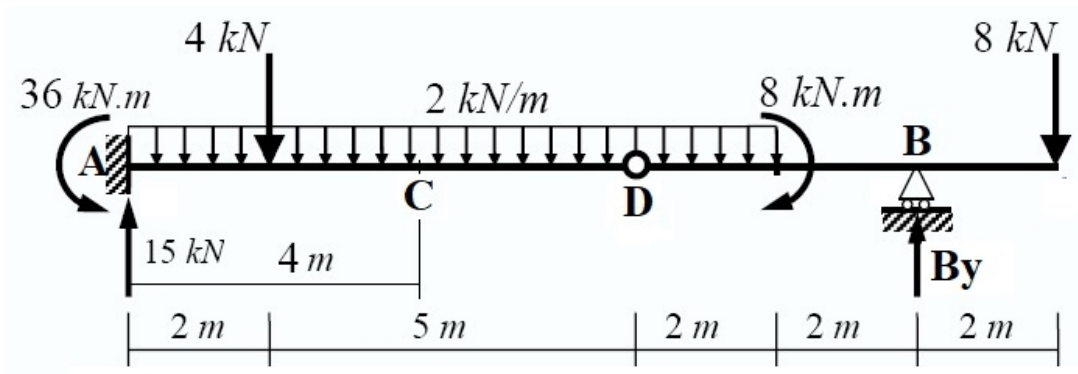
The shear force just at the right of D is: * (1 Point)



- 5 kN
- 20 kN
- 10 kN
- zero
- 30 kN

19

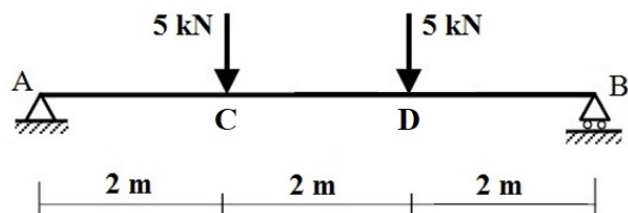
The shear force at C is: * (1 Point)



- 15 kN
- 25 kN
- 7 kN
- 3 kN
- 11 kN

20

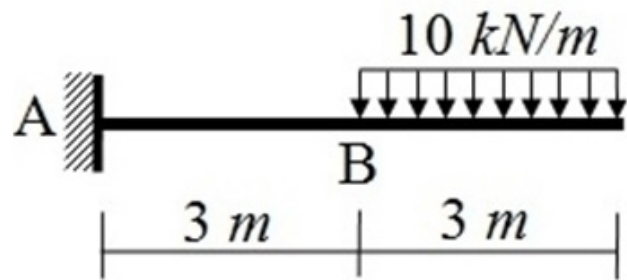
The bending moment at D is:
* (1 Point)



- 15 kN.m
- 10 kN.m
- 5 kN.m
- 20 kN.m
- 30 kN.m

21

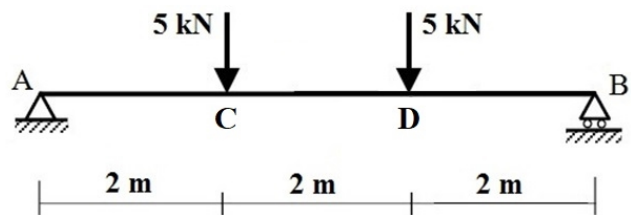
The bending moment at B is
* (1 Point)



- 30 kN.m
- 45 kN.m
- 45 kN.m
- 90 kN.m
- 30 kN.m

22

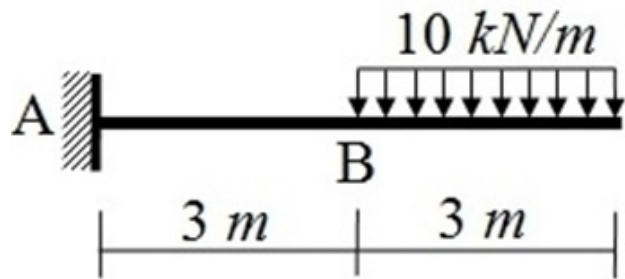
The bending moment at C is:
* (1 Point)



- 15 kN.m
- 15 kN.m
- 10 kN.m
- 20 kN.m
- 5 kN.m

23

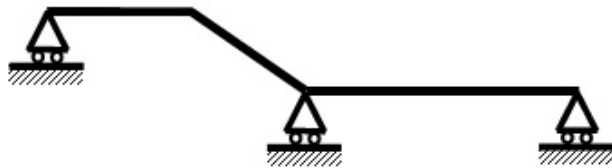
The normal force at B is *
(1 Point)



- 3 kN
- Zero
- 10 kN
- 30 kN
- 10 kN

24

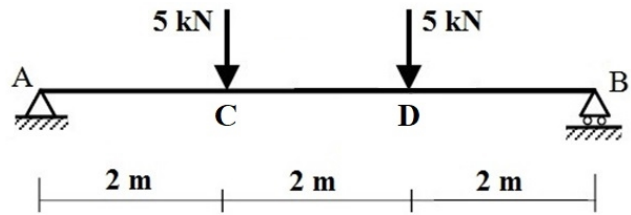
The shown structure is: *
(1 Point)



- Statically Indeterminate to the first degree
- Stable
- Statically Determinate
- Unstable
- Statically Indeterminate to the third degree

25

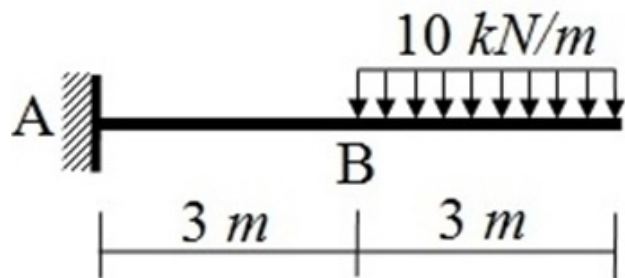
The vertical reaction at the hinged support is: *
(1 Point)



- 5 kN Upward
- 5 kN Downward
- 5 kN.m Upward
- Zero
- 10 kN Upward

26

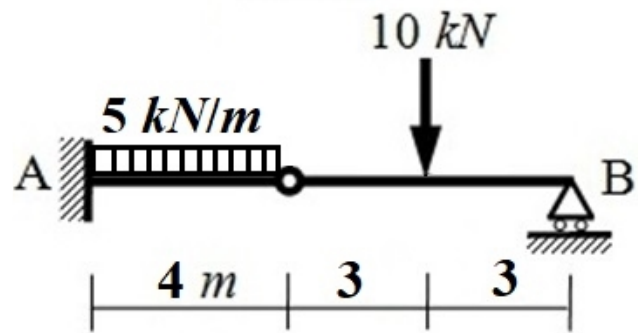
The moment reaction at the fixed support is * (1 Point)



- 90 kN.m Anticlockwise
- 135 kN.m Anticlockwise
- 45 kN.m Anticlockwise
- 30 kN.m Clockwise
- 45 kN.m Clockwise

27

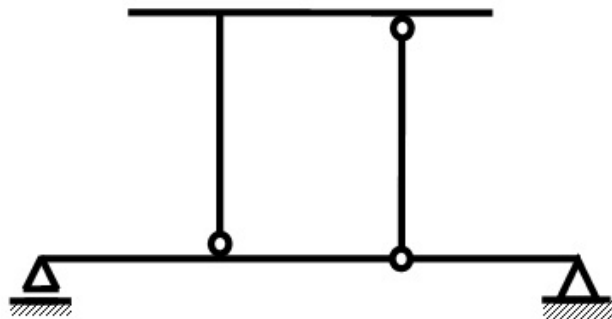
The vertical reaction at the roller support is: * (1 Point)



- 10 kN.m Upward
- 20 kN Upward
- 5 kN Upward
- 10 kN Upward
- zero

28

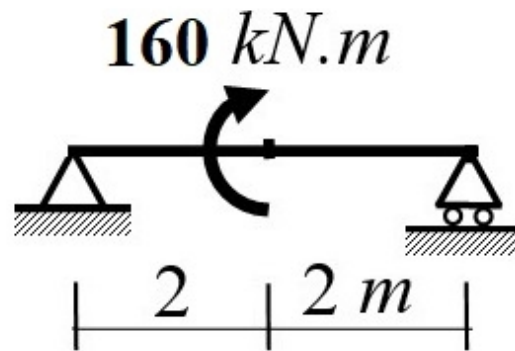
The shown structure is: * (1 Point)



- Stable
- Statically Determinate
- Statically Indeterminate to the second degree
- Statically Indeterminate to the first degree
- Unstable

29

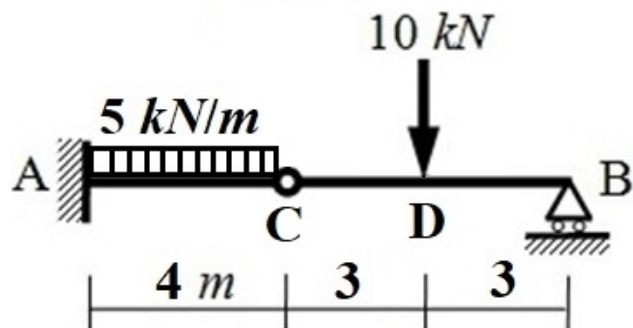
The vertical reaction at the hinged support is: *
(1 Point)



- 160 kN Upward
- 40 kN Downward
- 40 kN Upward
- 80 kN Downward
- 45 kN Upward

30

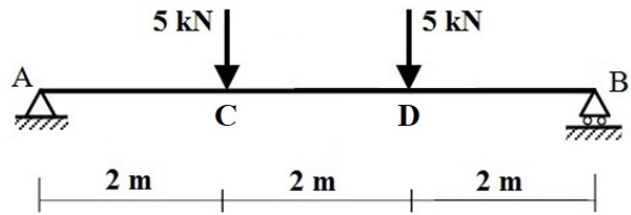
The bending moment at C is:
* (1 Point)



- 20 kN
- Zero
- 30 kN
- 15 kN
- 10 kN

31

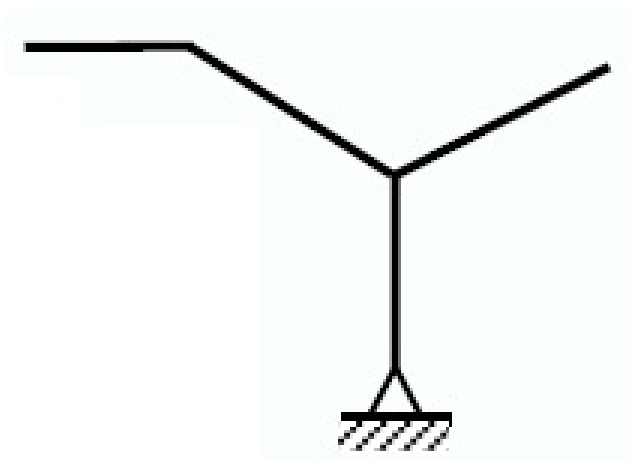
The normal force at D is: *
(1 Point)



- 5 kN
- 15 kN
- 5 kN
- Zero
- 10 kN

32

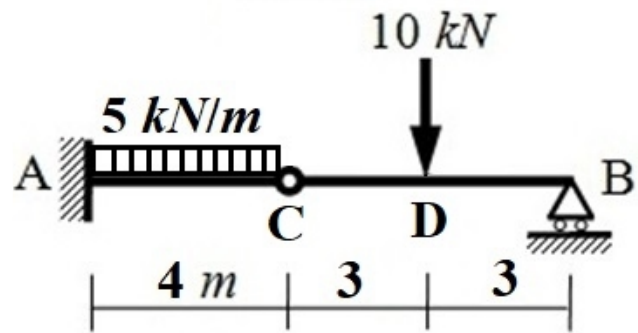
The shown structure is: *
(1 Point)



- Unstable
- Statically Determinate
- Unstable and Statically Indeterminate
- Stable
- Statically Indeterminate to the first degree

33

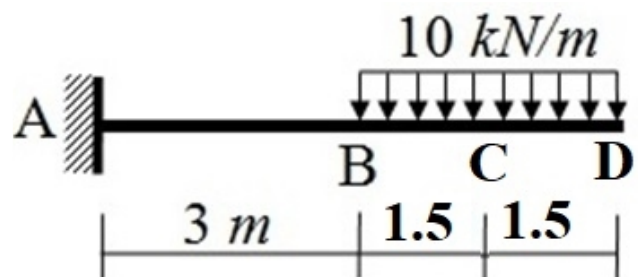
The shear force at C is: *
(1 Point)



- 20 kN
- zero
- 30 kN
- 5 kN
- 10 kN

34

The bending moment at C is
* (1 Point)



- 15 kN.m
- 45 kN.m
- 1.5 kN.m
- 11.25 kN.m
- 30 kN.m

35

The shown structure is: *
(1 Point)



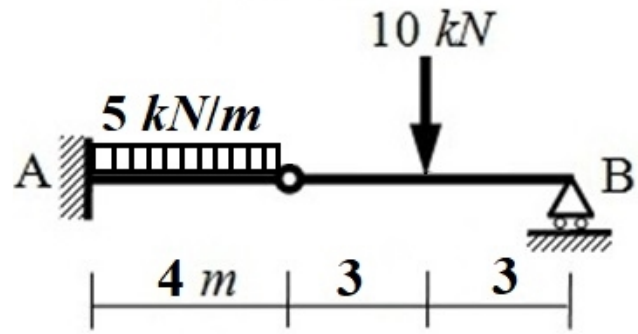
- Unstable
- Unstable and Statically Indeterminate
- Statically Indeterminate to the first degree
- Stable and Statically Determinate
- Statically Indeterminate to the second degree

36

اكتب اثبات الحضور * (1 Point)

37

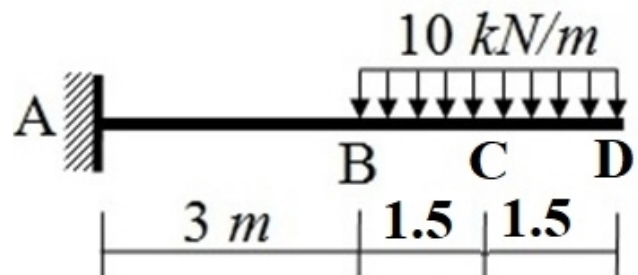
The shear force at B is: *
(1 Point)



- 5 kN
- 10 kN
- 30 kN
- 20 kN
- zero

38

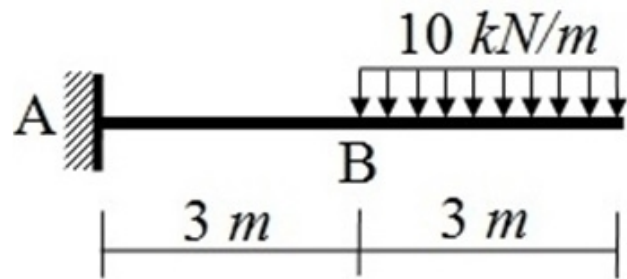
The bending moment at D is
* (1 Point)



- 45 kN.m
- 1.5 kN.m
- 10 kN.m
- Zero
- 30 kN.m

39

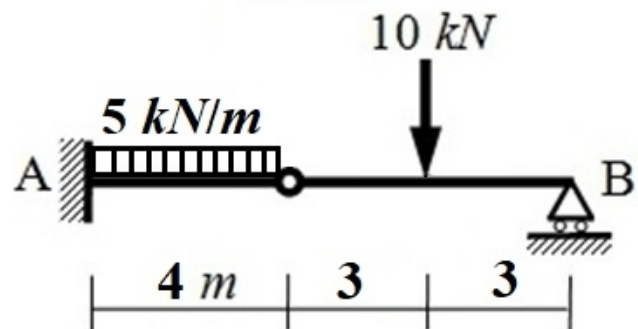
The shear force at A is *
(1 Point)



- 135 kN.m
- 10 kN
- 45 kN
- 10 kN
- 30 kN

40

The bending moment at A is:
* (1 Point)



- 40 kN.m
- 35 kN.m
- 60 kN.m
- 25 kN.m
- 10 kN.m

41

* (اكتب اسمك رباعى (مثال: محمد احمد محمود عبدالله

42

* (اكتب كودك بالارقام (مثال: 20210008

This content is neither created nor endorsed by Microsoft. The data you submit will be sent to the form owner.

 Microsoft Forms